


Distribution Schedule

HB STOCKHOLDINGS LIMITED

Distribution of	Equity Shares	as on	31/12/2008
Total Nominal value of Rs.	237922180.00	Nominal value of each share/unit Rs.	10.00
Total number of shares/units	23792218	Paid up value of each share/unit Rs.	10.00

TABLE I
Distribution of holdings


Shareholding of value of Rs.	Shareholders		Share holdings		
	Number	% to total	Shares	Amount	% to total
UPTO TO 5000	81170	98.62	6639122	66391220.00	27.90
5001 TO 10000	693	0.84	523542	5235420.00	2.20
10001 TO 20000	230	0.28	332530	3325300.00	1.40
20001 TO 30000	71	0.09	176454	1764540.00	0.74
30001 TO 40000	32	0.04	116472	1164720.00	0.49
40001 TO 50000	20	0.02	92096	920960.00	0.39
50001 TO 100000	38	0.05	260628	2606280.00	1.10
100001 and Above	53	0.06	15651374	156513740.00	65.78
** G Total	82307	100.00	23792218	237922180.00	100.00




Annexure II
HB STOCKHOLDINGS LIMITED

(1) (a) Statement showing Shareholding Pattern as on 31/12/2008

Category code	Category of shareholder	Number of Shareholders	Total number of shares	Number of Shares held in dematerialized form	Total Shareholding as a percentage of total number of shares	
					As a percentage of (A+B)	As a percentage of (A+B+C)
(A)	Shareholding of promoter and promoter Group					
(1)	Indian					
(a)	INDIVIDUALS/HUF	6	1,19,64,785	1,19,64,785	50.29	50.29
(b)	CENTRAL GOVERNMENT/STATE GOVERNMENT	0	0	0	0.00	0.00
(c)	BODIES CORPORATE	2	98,814	98,814	0.42	0.42
(d)	FINANCIAL INSTITUTIONS/BANKS	0	0	0	0.00	0.00
(e)	ANY OTHER (SPECIFY)	0	0	0	0.00	0.00
	Sub-Total (A) (1)	8	1,20,63,599	1,20,63,599	50.71	50.71
2)	Foreign					
(a)	INDIVIDUALS(NRI)/FOREIGN INDIVIDUALS	0	0	0	0.00	0.00
(b)	BODIES CORPORATE	0	0	0	0.00	0.00
(c)	INSTITUTIONS	0	0	0	0.00	0.00
(d)	ANY OTHER (SPECIFY)	0	0	0	0.00	0.00
	Sub-Total (A) (2)	0	0	0	0.00	0.00
	Total (A)	8	1,20,63,599	1,20,63,599	50.71	50.71
(B)	Public shareholding					
(1)	Institutions					
(a)	MUTUAL FUNDS/UTI	9	2,51,574	2,42,974	1.06	1.06
(b)	FINANCIAL INSTITUTIONS/BANKS	5	1,70,190	1,69,900	0.72	0.72
(c)	CENTRAL GOVERNMENT/STATE GOVERNMENT	0	0	0	0.00	0.00
(d)	VENTURE CAPITAL FUND	0	0	0	0.00	0.00
(e)	INSURANCE COMPANIES	0	0	0	0.00	0.00
(f)	FOREIGN INSTITUTIONAL INVESTORS	0	0	0	0.00	0.00
(g)	FOREIGN VENTURE CAPITAL INVESTORS	0	0	0	0.00	0.00
(h)	ANY OTHER SPECIFY	0	0	0	0.00	0.00
	Sub-Total (B) (1)	14	4,21,764	4,12,874	1.78	1.78
(2)	Non-institutions					
(a)	BODIES CORPORATE	385	14,88,216	14,47,645	6.26	6.26
(b)	i) INDIVIDUALS -HOLD UPTO 1 LAKH (NOM VALUE)	81162	76,71,025	32,59,518	32.24	32.24
	ii) INDIVIDUALS -HOLD ABOVE 1 LAKH (NOM VALUE)	25	15,57,057	15,57,057	6.54	6.54
(c)	ANY OTHER (SPECIFY)- A) CLEARNG MEMBERS	47	54,589	54,589	0.23	0.23
	B) NON-RESIDENTS	666	5,35,968	4,01,105	2.25	2.25
	C) TRUST	0	0	0	0.00	0.00
	Sub-Total (B) (2)	82285	1,13,06,855	67,19,914	47.52	47.52
	Total (B)	82299	1,17,28,619	71,32,788	49.30	49.30



Category code	Category of shareholder	Number of Shareholders	Total number of shares	Number of Shares held in dematerialized form	Total Shareholding as a percentage of total number of shares	
					As a percentage of (A+B)	As a percentage of (A+B+C)
(C)	Shares held by Custodians and against which					
	Depository Receipts have been issued					
	SHARES HELD BY CUSTODIANS	0	0	0	0.00	0.00
	Sub-Total (C)	0	0	0	0.00	0.00
	Total (C)	0	0	0	0.00	0.00
	Grand-Total	82307	2,37,92,218	1,91,96,387	100.00	100.00



Annexure II
HB STOCKHOLDINGS LIMITED

**(1) (b) Statement showing Shareholding of persons belonging to the category
"Promoter and Promoter Group" as on 31/12/2008**



Sr. No.	Folio# / DPID,CLID	Name of the shareholder	Number of shares	Shares as a percentage of total number of shares (i.e Grand total (A+B+C)) in para(I)(a) above
1	IN300931/10004914	Ayush Kapur	75,000	0.32
2	IN300931/10000061	Harish Chander Bhasin	1,11,79,986	46.99
3	IN300931/10004906	Kanishk Kapur	75,000	0.32
4	IN300931/10000045	Lalit Bhasin	4,84,799	2.04
5	IN300931/10005925	Manasvin Arora	75,000	0.32
6	IN300931/10005916	Mehar Arora	75,000	0.32
7	IN300931/10000877	Merrygold Investments Ltd	30,494	0.13
8	IN300931/10003294	RRB MASTER HOLDINGS LIMITED	68,320	0.29
Grand-Total			1,20,63,599	50.70



Annexure II
HB STOCKHOLDINGS LIMITED

(1) (c) Statement showing Shareholding of persons belonging to the category "Public" and holding more than 1% of the total number of shares as on 31/12/2008

Sr. No.	Folio# / DPID,CLID	Name of the shareholder	Number of shares	Shares as a percentage of total number of shares (i.e Grand total (A+B+C)) in para(I)(a) above
1	IN300804/30101337	VIJAY KUMAR AGARWAL	8,18,048	3.44
2	IN300804/30133415	DELHI IRON & STEEL CO LTD	5,28,199	2.22
3	IN300214/12933488	NANDITA MIHIR MEHTA	3,50,088	1.47
4	IN300804/30116120	ASHARI AGENCIES LTD	2,46,345	1.04
Grand-Total			19,42,680	8.17



**Annexure II
HB STOCKHOLDINGS LIMITED**

(1) (d) Statement showing details of lock-in shares as on 31/12/2008

Sr. No.	Folio# / DPID,CLID	Name of the shareholder	Category of Shareholders (promoters/ Public)	Number of shares	Shares as a percentage of total number of shares (i.e Grand total (A+B+C)) in para(I)(a) above
		NIL		NIL	NIL
Grand-Total				NIL	NIL



Annexure II
HB STOCKHOLDINGS LIMITED

Shareholding Pattern as on 31/12/2008

(II) (a) Statement showing details of Depository Receipts (DRs)

Sr No.	Type of Outstanding DR (ADRs, GDRs,SDRs,etc.	Number of Outstanding DRs	Number of shares underlying outstanding DRs	Shares underlying outstanding DRs as a percentage of total number of shares {i.e. Grand Total (A)+(B) +(C) indicated in the statement at para (1) (a) above }
			NIL	
	TOTAL			

(II) (b) Statement showing Holding of Depository Receipts (DRs), where underlying shares are in excess of 1% of the total number of shares

Sr No.	Name of the DR Holder	Type of Outstanding DR (ADRs, GDRs,SDRs,etc.	Number of shares underlying outstanding DRs	Shares underlying outstanding DRs as a percentage of total number of shares {i.e. Grand Total (A)+(B) +(C) indicated in the statement at para (1) (a) above }
			NIL	
	TOTAL			

